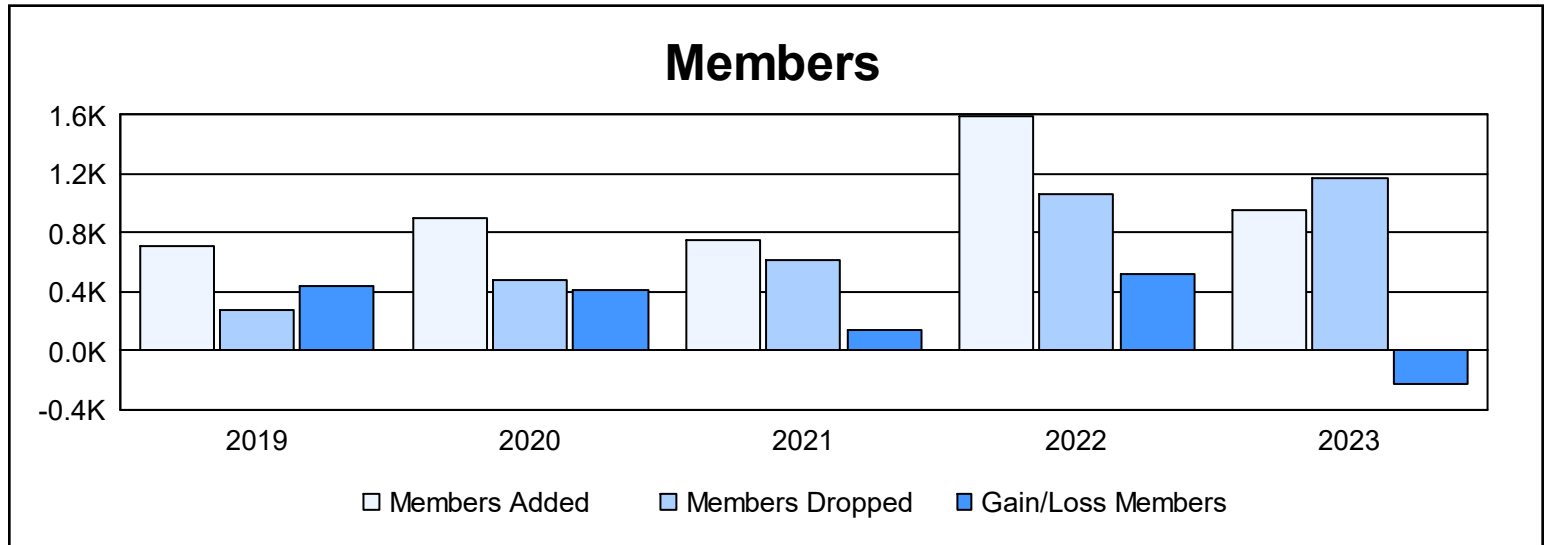
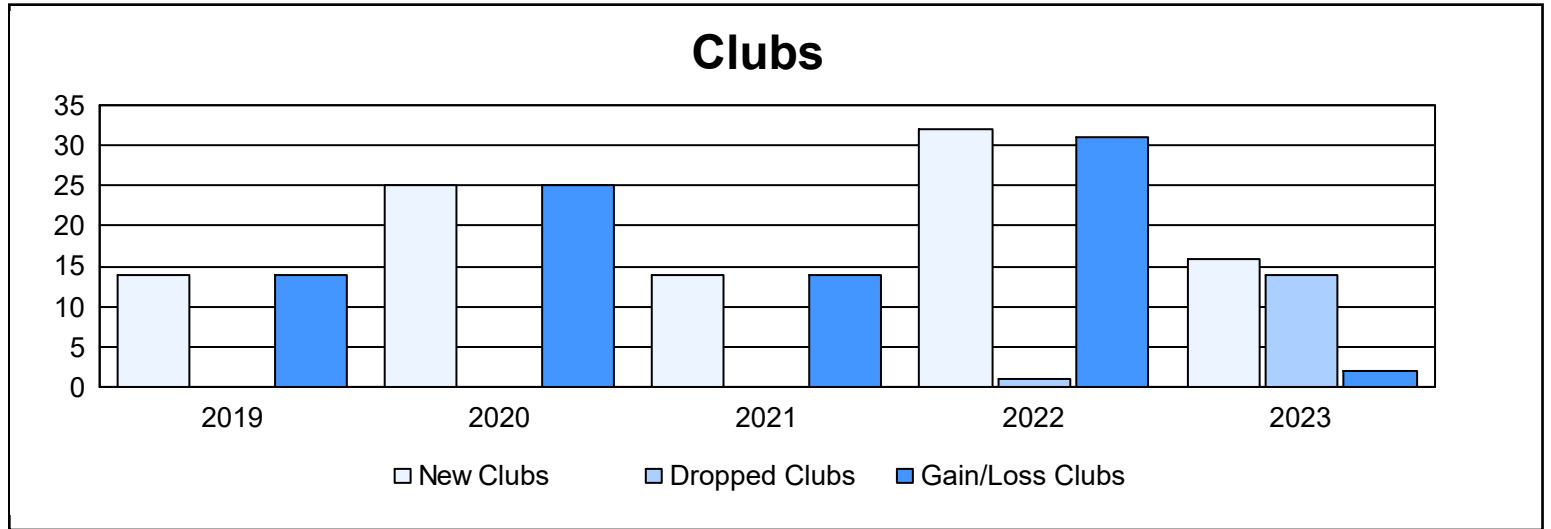
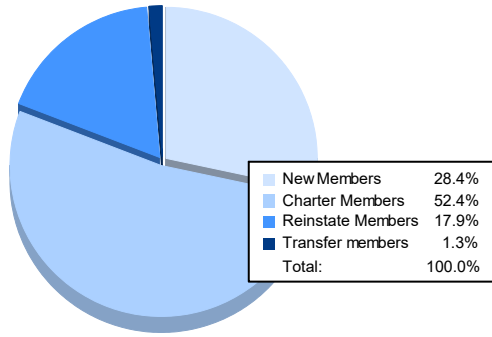


| Year | New Clubs | Dropped Clubs | Gain/ Loss Clubs | New Members | Charter Members | Reinstate Members | Transfer Members | Total Member Added | Total Members Dropped | Gain/ Loss Members |
|----------------|-----------|---------------|------------------|-------------|-----------------|-------------------|------------------|--------------------|-----------------------|--------------------|
| 2018-2019 | 14 | 0 | 14 | 351 | 356 | 6 | 3 | 716 | 276 | 440 |
| 2019-2020 | 25 | 0 | 25 | 297 | 547 | 50 | 5 | 899 | 486 | 413 |
| 2020-2021 | 14 | 0 | 14 | 402 | 341 | 2 | 4 | 749 | 609 | 140 |
| 2021-2022 | 32 | 1 | 31 | 656 | 868 | 66 | 5 | 1,595 | 1,070 | 525 |
| 2022-2023 | 16 | 14 | 2 | 270 | 498 | 170 | 12 | 950 | 1,178 | -228 |
| Average | 20 | 3 | 17 | 395 | 522 | 59 | 6 | 982 | 724 | 258 |



Membership Composition June 2023 Cumulative



Gender Composition June 2023 Cumulative

